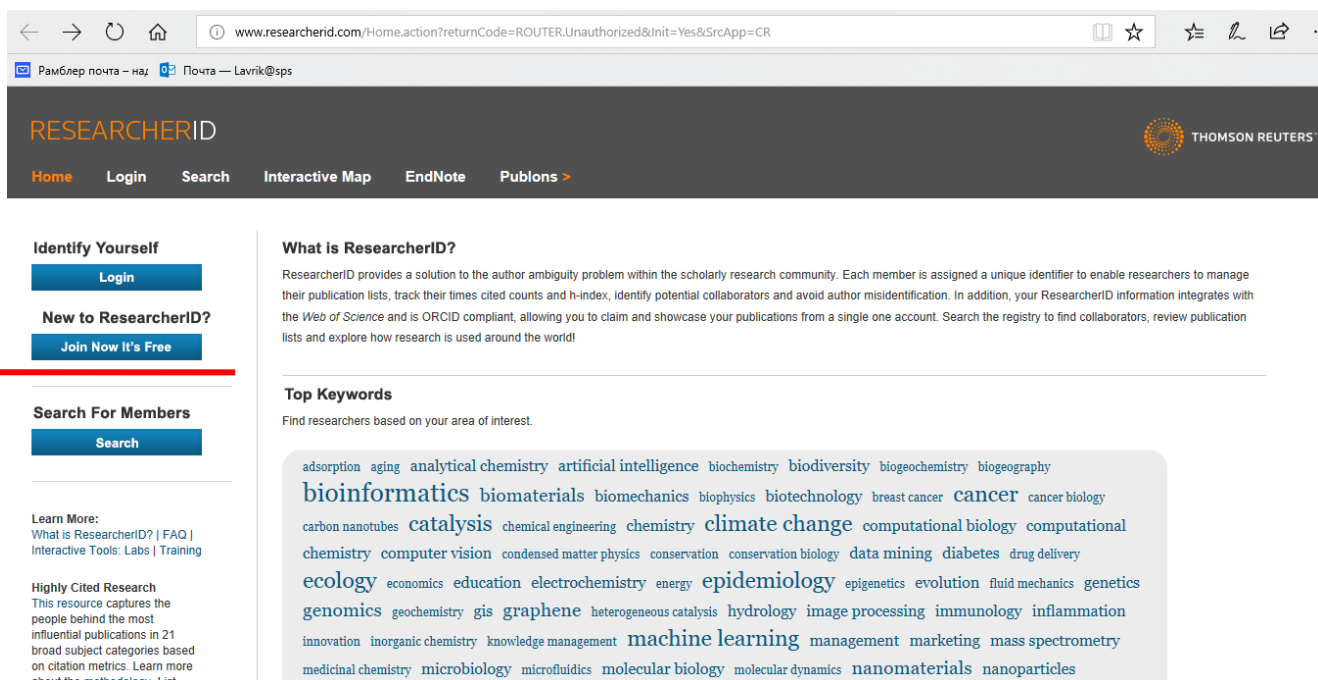
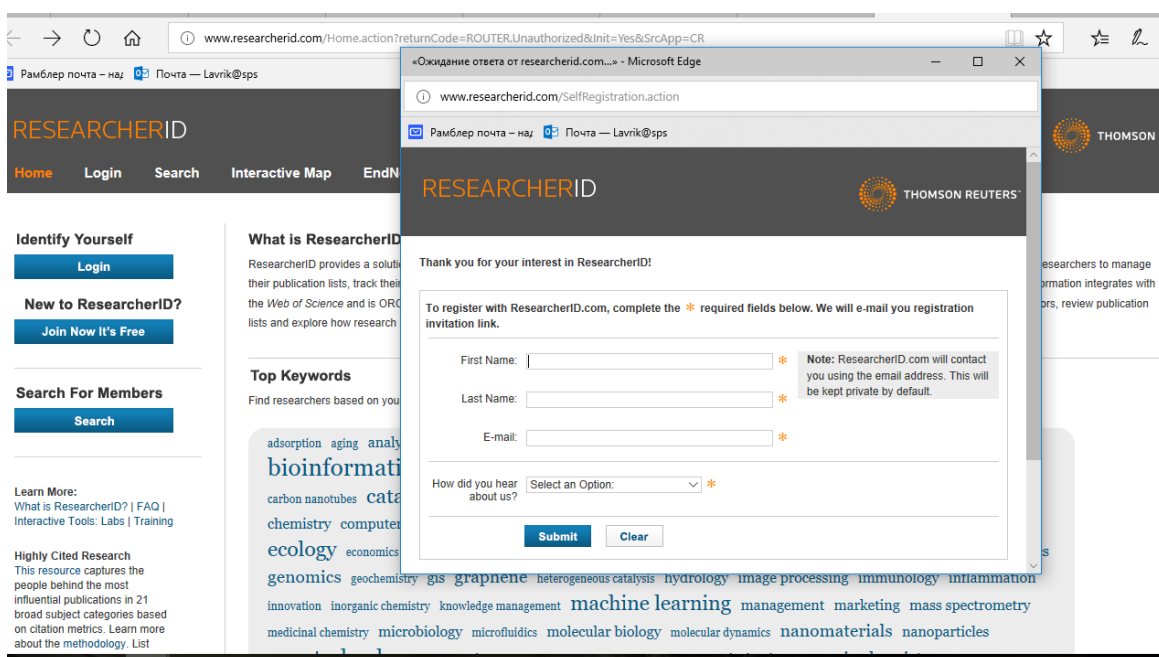


# ПОЛУЧЕНИЕ RESEARCHER ID В WEB OF SCIENCE

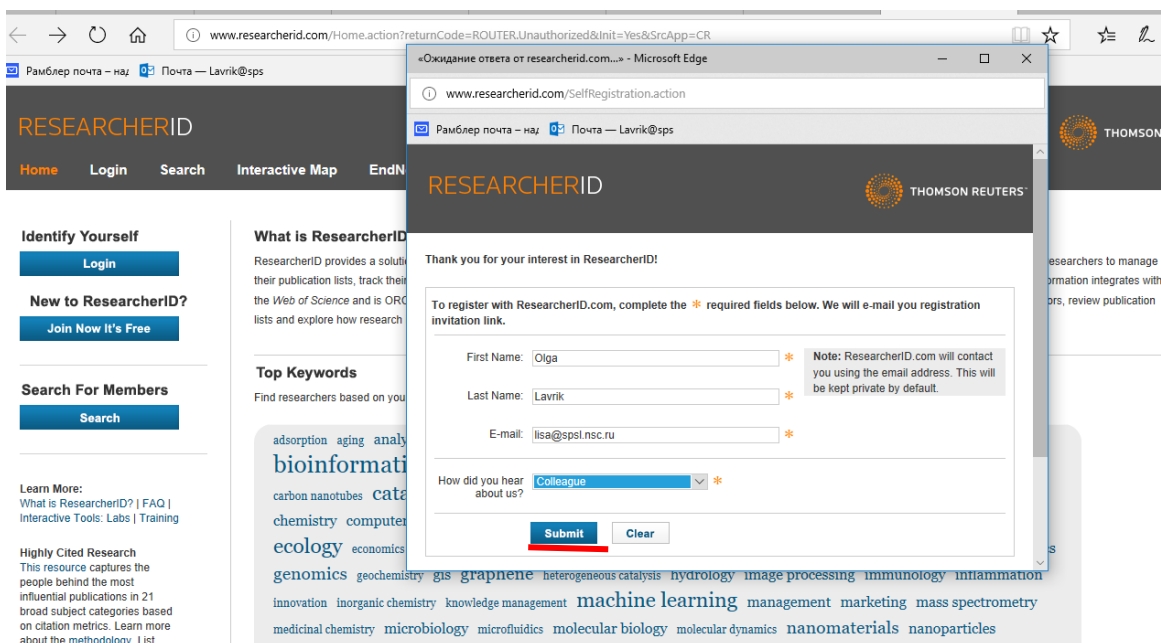
1. Зайдите на адрес [www.researcherid.com/](http://www.researcherid.com/) . Увидите картинку:



2. На этой картинке кликаете на **Join Now it's free**. Появится анкета. Заполните ее. В строке e-mail впишите тот, который в данный момент у Вас в доступе.

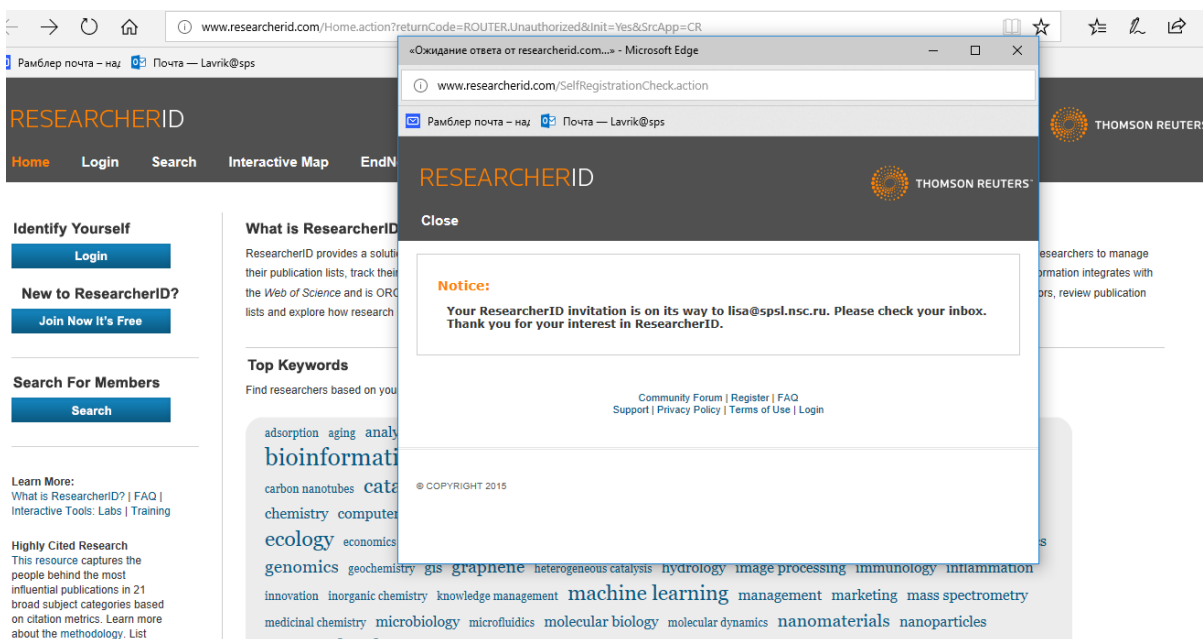


Пример заполнения – на картинке ниже.



После заполнения всех полей кликните на **Submit** (отправить)

3. Появится картинка, где написано, что Вам отправлено письмо.



4. Идите в свой почтовый ящик. Там будет письмо от Researcher ID. В нем будет ссылка. Кликните на ссылку.

5. Откроется картинка с новой, более подробной анкетой. Заполните ее. Укажите сначала основное имя на латинице, которое используете в статьях. Ниже будет сточка для другого использованного варианта в публикации. Примеры заполнения – ниже.

Thank you for your interest in ResearcherID!

By registering, you're helping to build a resource that standardizes and clarifies author information - strengthening the connections between you and your colleagues and making vital research more accessible to all.

**Data Privacy:** The information that you submit as part of this registration process and the information that you submit or that Thomson Reuters collects in the course of the use of your ResearcherID will be processed by Thomson Reuters in accordance with the ResearcherID End User License Agreement. Except where indicated, registration information will be viewable by default on your public profile page on the www.ResearcherID.com website. At anytime after registering, you can login to your account and choose to make some or all of your information private or to update any of your registration information.

### Registration

To register with ResearcherID.com, complete the \* required fields below. We will e-mail you a confirmation link.

**Hello, Ольга. Please read this important message.**

Using your e-mail address, we have detected that you have previously registered with one of the following Thomson Reuters offerings: Web of Science or EndNote, or Thomson Innovation. We have filled in some of the fields below using information you have provided. For your convenience, these products use the same login e-mail and password. After registering, you will be able to login and change your e-mail or password using the Manage Profile option.

First/Given Name:  \*

**Name:** Enter your name. This will be displayed on your profile page.

Last/Family Name:  \*

**E-mail address:** Enter your Email address so ResearcherID.com can contact you. This will be kept private by default.

Middle Initials:

E-mail Address:  \*

**E-mail address:** Enter your Email address so ResearcherID.com can contact you. This will be kept private by default.

Last/Family Name:  \*

Middle Initials:

E-mail Address:  \*

Institution:  \*

**Institution:** Enter the name institution at which you work. Please spell out the name. If your institution has a commonly known acronym or abbreviation, then put both. For example, State University of New York, SUNY. This will be displayed on your profile page by default.

Sub-organization / Department:

**Mailing Address:** This information will be private by default. After registering, you can choose to make this information viewable by visitors to your ResearcherID page.

Address Line 1:  \*

Address Line 2:

City:  \*

County/State/Province:

Zip/Postal Code:

Country/Region:  \*

**Password:** Your password is editable after you register and login. Once logged in, go to the Manage Profile page.

Security Question:  \*

**Security Question:** Select a question and provide an answer. This will be used to verify your identity in case you forget your password.

Security Answer:  \*

На картинке ниже – предлагаемые варианты контрольных вопросов для восстановления ID. После заполнения анкеты кликните на **Submit Registration**.

Password: Your password is editable after you register and login. Once logged in, go to the Manage Profile page.

Security Question: **Select a question.** \*  
 What is the name of your favorite teacher?  
 Who is your favorite actor, musician, or artist?  
 What is your favorite book or movie?  
 What is your pet's name?

Security Answer:  
 What year were you born?  
 In what city were you born?  
 How many siblings do you have?

Verification Number: Enter a 4-character code (like a password). This will be used to verify your identity in case you forget your login information.

Select a Role: \*  
 In what city was your mother born?  
 In what city was your father born?  
 What is the name of your high school?  
 What year did you graduate from high school?

Other Names Used by You: \*  
 What is your father's middle name?  
 What is your mother's middle name?  
 What is your favorite color?  
 What is your mother's maiden name?

Yes  No \* Send me information about new features on ResearcherID.com.  
 Yes  No \* Send me information about products and services related to ResearcherID.com

[Submit Registration](#) [Reset](#)

6. И, наконец, на новой появившейся картинке кликните на **Accept** (принять).

RESEARCHERID

**End User License**

To continue with registration, you must accept the terms of the End User License Agreement.

ResearcherID Terms of Use and Privacy Policy

This agreement (Agreement) is a legal agreement between you, the user, (You or Your) and Thomson Reuters (Scientific) Inc. having its principal place of business located at 1500 Spring Garden Street, 4th Floor, Philadelphia, PA 19130 (TRSI, We or Our) and describes the terms and conditions on which you may access and use and TRSI will provide the ResearcherID service described in Section 1 below (the ResearcherID Service), which includes the allocation to You of a unique Researcher ID (the ResearcherID).

BY CLICKING ON THE "ACCEPT" BUTTON BELOW YOU AGREE TO BE LEGALLY BOUND BY THE FOLLOWING TERMS AND CONDITIONS. IF YOU DO NOT AGREE TO THE TERMS AND CONDITIONS

[Accept](#) [Decline](#)

[Community Forum](#) | [Register](#) | [FAQ](#)  
[Support](#) | [Privacy Policy](#) | [Terms of Use](#)

7. Появится картинка с информацией – Ваш Reseacher ID.

8. Запишите свой Reseacher ID.

## ПОЛУЧЕНИЕ RESEARCHER ID В SCOPUS

RESEARCHER ID В SCOPUS присваивается автоматически тем авторам, у которых есть публикации в SCOPUS.

Проведите поиск по автору (по своей фамилии и инициалам).

Кликните на свою фамилию в любой полученной записи.

На вновь открывшейся картинке увидите среди прочей информации свой RESEARCHER ID.

По всем вопросам можно написать [lisa@spsl.nsc.ru](mailto:lisa@spsl.nsc.ru) – Лаврик Ольга Львовна

[Бусыгина@spsl.nsc.ru](mailto:Бусыгина@spsl.nsc.ru) – Бусыгина Татьяна Владимировна

tvrem@ spsl.nsc.ru – Ремизова Татьяна Владимировна